

Link to the product: <https://pokolimited.co.uk/megafelga-alloy-wheels-paint-p-16.html>



Megafelga - alloy wheels paint

Price	8.99 GBP
Availability	Always on stock
Shipping time	3 days

Product description

Professional acrylic varnish for alloy wheels and rims of cars motorbikes, vehicles made of plastic, aluminium, steel and other metals.

MEGAFELGA by DECOCOLOR has one of the best reputations among competitive products on the market. Restore your wheels in fast, easy and cheap way!

Notice:

Best result when applied at 10-25°C.
For surfaces made of PUR, PS, PA, EPDM, ABS, GfK, Hart - PCV use
Plastic Primer DECO COLOR previously.

ULTRA FAST drying time even up to 8 minutes !

Touch dry: 15-20 min; Hardened: 16-20 h

Efficiency 2-2,5 m² depending on colour and type of surface by one application

Very good covering

Very good adhesion

Creates hard coating resistant to scratches and hits

Anticorrosive properties

Petrol resistance

Resistant to weather conditions

3 basic colours

For indoor and outdoor use

Capacity 500ml

Usage:

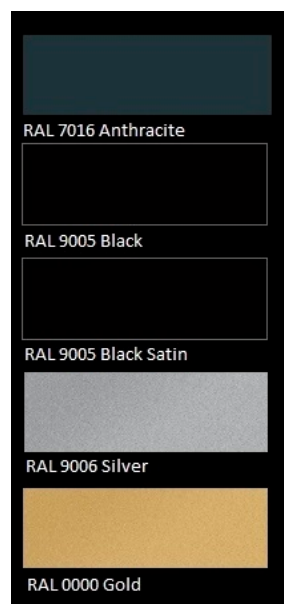
Before applying read carefully instructions on the container and use according to the manufacturer's recommendations.

Recommended substrate conditions:

Preparing the substrate is very important action influencing the quality and life of varnish coating. Fundamental principle, which relate to all surfaces prepared to painting is to grind, degrease and dry out. After drying the primed surface should be grinded with fine-grained sandpaper (e.g. P600).

How to use:

Apply product at temperature about 10-25°C (optimum temperature for good varnish drying). Drying time depends also on air humidity and product density. Painting should be made in well ventilated room. Prior to commencing painting, shake the container for about one minute, which will help mix the varnish by the ball found inside. Perform the test spray. Apply the varnish with few thin layers rather than one thick layer, from the distance of 25-30 centimeters. Following applying each layer, wait a few minutes. Following the completion, clean the nozzle. Put the container upside down, pressing the nozzle for the period of three seconds.




This product has additional options:

Color: Anthracite Satin , Black gloss , Black satin , Silver satin , Gold Satin


Color chart




RAL 7016 Anthracite




RAL 9005 Black



RAL 9005 Black Satin



RAL 9006 Silver



RAL 0000 Gold