

Link to the product: <https://pokolimited.co.uk/acryl-metallic-glitter-effect-p-43.html>



Acryl Metallic - glitter effect

Price	8.99 GBP
Availability	Always on stock
Shipping time	3 days

Product description

Lacquer of unique metallized, glitter effect.

Used by tuning fans for cars, motorbikes, bicycles, models of cars and airplanes, metal stands, caps, tool cases. For surfaces such as metal, stone, wood, and some plastics.

Please note metallic red/pink is more like candy red.

Notice:

For surfaces made of PUR, PS, PA, EPDM, ABS, GfK, Hart - PCV use Plastic Primer DECO COLOR previously. Best result when applied at 10-25°C. For additional protection you should use Acryl Car Line clear by DECO COLOR. Apply before painted surface become dry.

Unique metalized, glitter effect
Very good covering
Short drying time: 10-15 min
Touch dry: 30-40 min; Hardened: 24 h
Efficiency 1,5-2 m² depending on colour and type of surface by one application
Weather condition and abrasion resistance
Petrol resistance
7 most common colours
For indoor and outdoor use
Capacity 400 ml

Usage:

Before applying read carefully instructions on the container and use according to the manufacturer's recommendations.

Recommended substrate conditions:

Preparing the substrate is very important action influencing the quality and life of varnish coating. Fundamental principle, which relate to all surfaces prepared to painting is to grind, degrease and dry out. After drying the primed surface should be grinded with fine-grained sandpaper (e.g. P600).

How to use:


Apply product at temperature about 10-25°C (optimum temperature for good varnish drying). Drying time depends also on air

humidity and product density. Painting should be made in well ventilated room. Prior to commencing painting, shake the container for about one minute, which will help mix the varnish by the ball found inside. Perform the test spray. Apply the varnish with few thin layers rather than one thick layer, from the distance of 25-30 centimeters. Following applying each layer, wait a few minutes. Following the completion, clean the nozzle. Put the container upside down, pressing the nozzle for the period of three seconds.


This product has additional options:

Color: Acryl Metallic Red , Acryl Metallic Violet , Acryl Metallic Blue , Acryl Metallic Green , Acryl Metallic Silver , Acryl Metallic Gold , Acryl Metallic Black


Color chart



Metallic Red



Metallic Violet



Metallic Blue



Metallic Green



Metallic Silver



Metallic Gold



Metallic Black